



TRIDENT SEALS



Trident seals come in both polypropylene and polycarbonate plastic with galvanized or stainless steel wires. A special purpose, all plastic version is available for ATM cassette use. The versatility of the Trident seal adapts it to many applications. The ability to have custom wire lengths adds to the flexibility of the seal.

APPLICATIONS

- ↔ Cabinets
- ↔ Electric meters
- ↔ Fiber drums
- ↔ Locking rings
- ↔ Electric, gas and taxi meters
- ↔ Postage machines
- ↔ Fire extinguishers
- ↔ Transfer hoppers
- ↔ ATM currency cassettes
- ↔ Truck and railcar
- ↔ All lead seal applications

PACKAGING

- ↔ 100 or 250 per bag (varies depending on wire length)
- ↔ 1000/box
- ↔ Approximate weight: 5 lbs per 1000

SPECIFICATIONS

- ↔ Materials: Polycarbonate or Polypropylene body and insert, Polycarbonate body has a stainless steel wire and the Polypropylene body has a galvanized wire
- ↔ Operational length: wires from 6" to 24" lengths in 2" increments
- ↔ Random numbering of seven digits
- ↔ Available with company logo or name engraved
- ↔ Logo dimensions: 1/2"
- ↔ Colors available are clear, white, green, yellow, orange, blue, red, gray, black, and brown

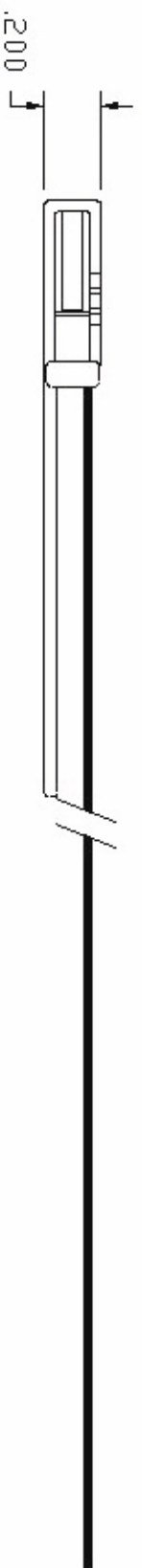
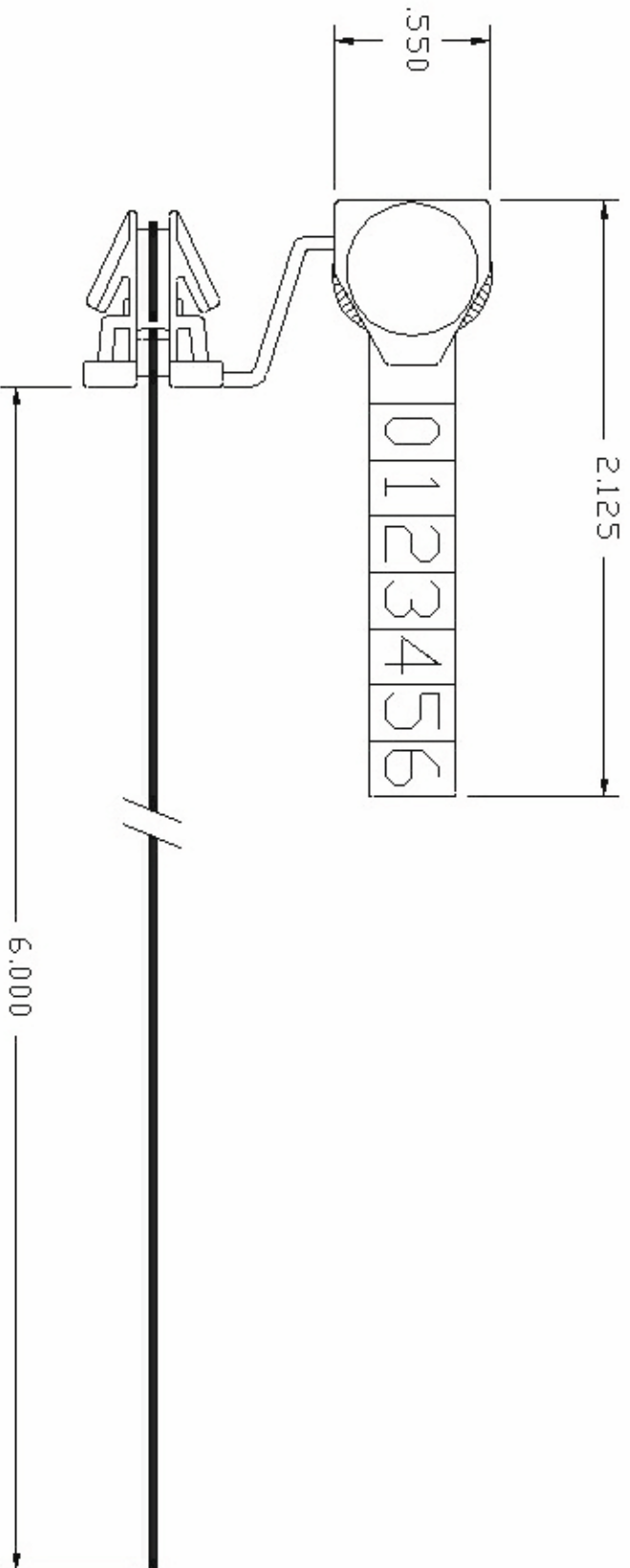
FEATURES

- ↔ No sealing tool required
- ↔ Alternative where a lead seal can not be used
- ↔ Durable material
- ↔ Stock available for rush shipments on certain items
- ↔ Multiple sealing thread lengths
- ↔ High relief numbers
- ↔ Polycarbonate clear plastic body makes it possible to determine if tampering has occurred

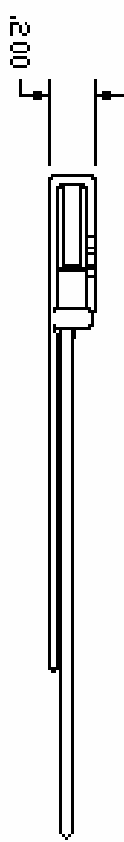
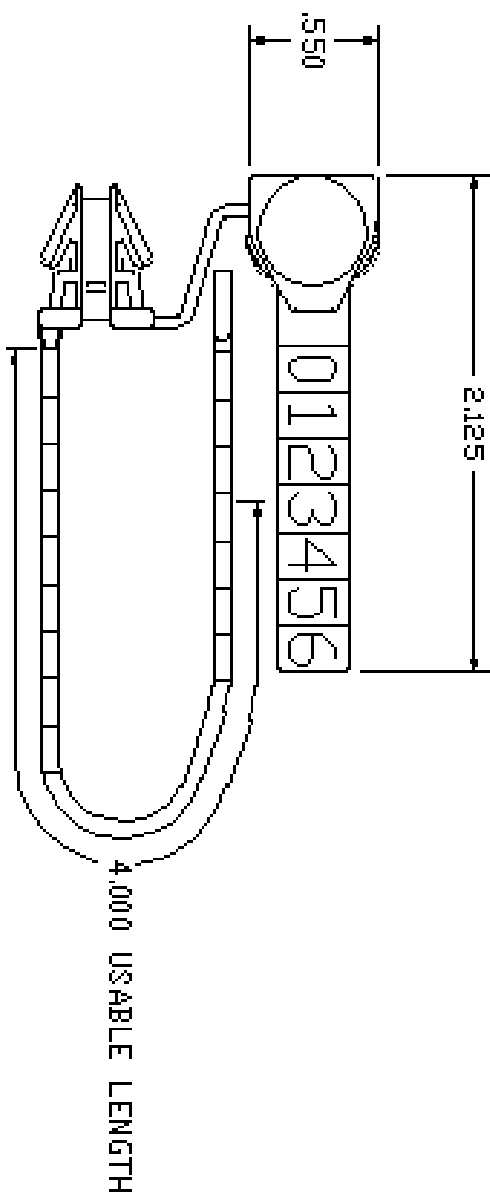
LOCKING INSTRUCTIONS

- ↔ Pass the wire through the device to be sealed
- ↔ Bend wire around the center part of the anchor
- ↔ Pull wire tight to ensure a proper sealing
- ↔ DO NOT overwrap the wire around the anchor or it will not close properly
- ↔ Close the capsule over the anchor and wire; you will hear a "Click" sound once the seal is properly closed
- ↔ Make sure the wire does not overlap, but lays next to the wire already attached to the anchor
- ↔ Tug on the seal to ensure it is properly sealed
- ↔ Record seal number as required

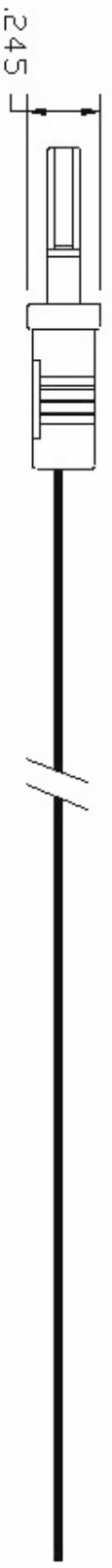
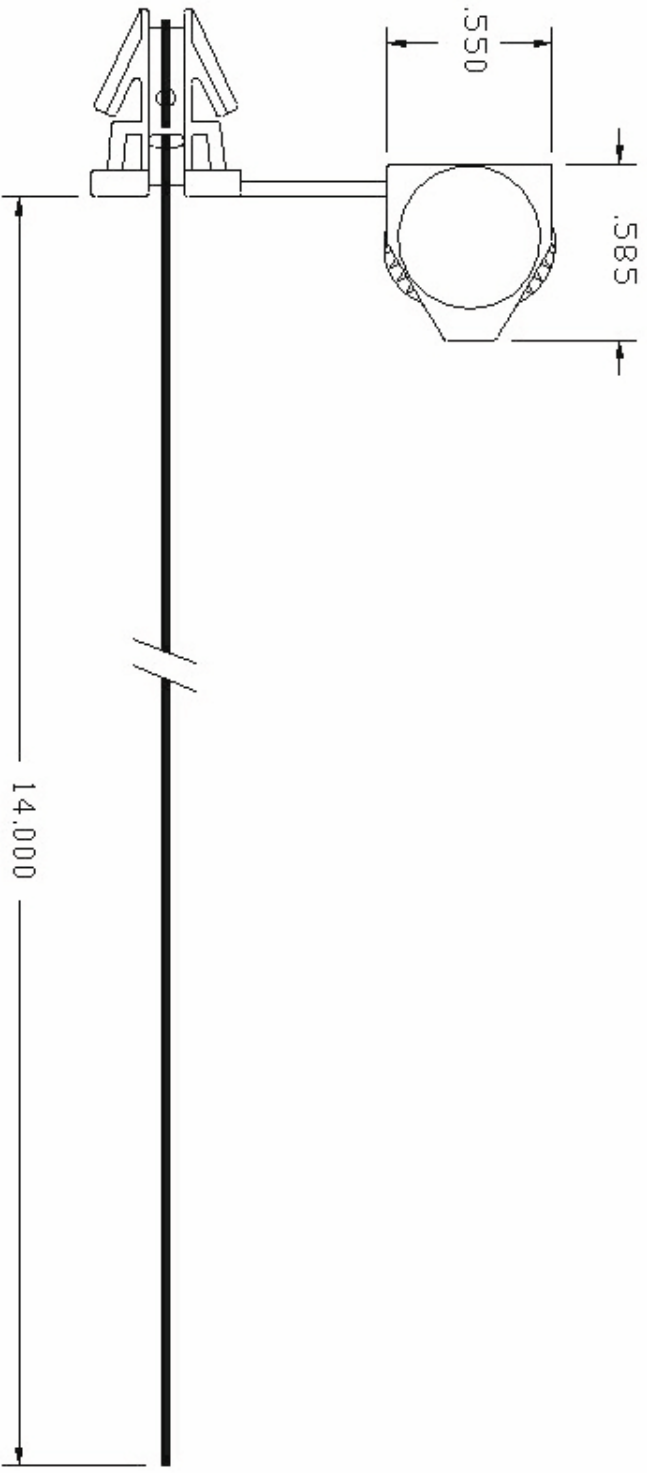




Trident 6"



Trident-No Wire



Trident 14" - (non-numbered)